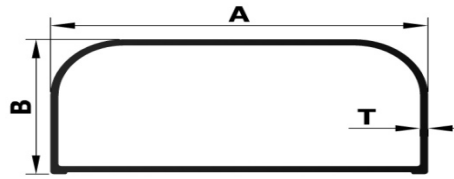
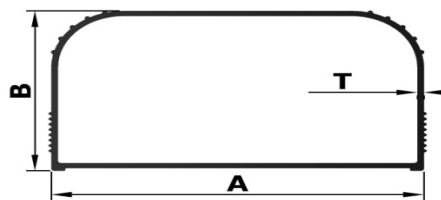


MISC TUBE



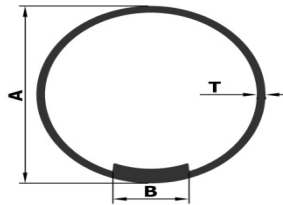
Section No.	Dimension in mm			Weight kg/M.
	A	B	T	
350-0009	34.00	9.60	0.95	0.204
990-0005	34.00	9.80	0.95	0.207
990-0018	34.00	9.80	0.80	0.176
350-0010	38.00	13.70	0.95	0.241
990-0007	38.00	13.90	0.95	0.243
990-0017	38.00	13.90	0.80	0.208
990-0016	42.00	18.10	0.85	0.256
990-0006	42.10	18.00	0.95	0.283
350-0011	42.10	17.80	0.95	0.281
350-0012	46.00	21.60	0.95	0.319
990-0015	46.00	22.30	0.85	0.292
990-0003	46.00	21.80	0.95	0.322
350-0013	50.00	25.30	0.95	0.358
990-0008	50.00	25.50	0.95	0.360



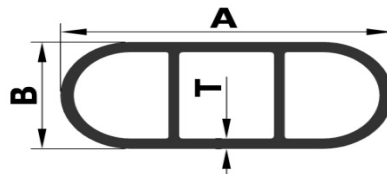
Section No.	Dimension in mm			Weight kg/M.
	A	B	T	
990-0014	51.00	26.60	0.90	0.363
990-0004	54.10	30.10	0.95	0.417
350-0014	54.90	29.90	0.95	0.415

TUBES

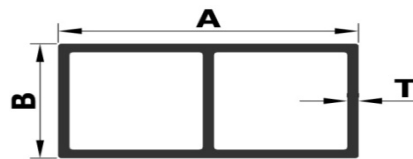
MISC TUBE



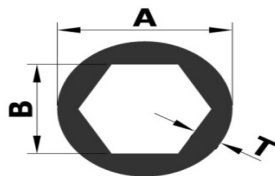
Section No.	Dimension in mm			Weight kg/M.
	A	B	T	
350-0006	49.30	16.50	1.800	0.824
350-0019	48.50	14.50	1.300	0.590



Section No.	Dimension in mm			Weight kg/M.
	A	B	T	
350-0007	38.00	16.00	1.500	0.447



Section No.	Dimension in mm			Weight kg/M.
	A	B	T	
350-0015	38.00	19.00	1.400	0.471

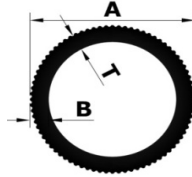


Section No.	Dimension in mm			Weight kg/M.
	A	B	T	
350-0017	22.60	14.90	3.850	0.563
350-0016	25.40	18.20	3.600	0.592

All dimensions are in mm.

Cat 2016-R1

MISC TUBE



Section No.	Dimension in mm			Weight kg/M.
	A	B	T	
350-0018	25.00	3.00	2.760	0.537