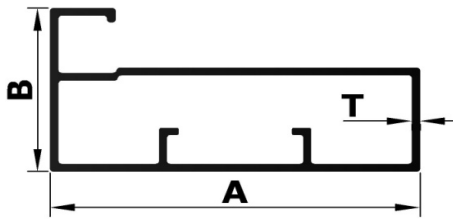
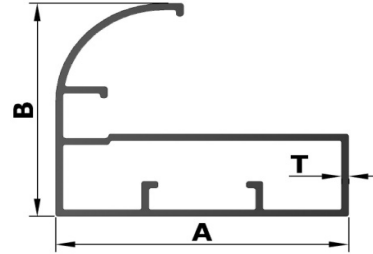


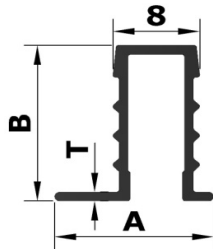
## MISC ARCHITECTURAL



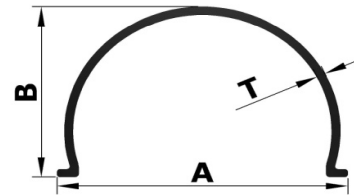
Section No.	Dimension in mm			Weight Kg/M.
	A	B	T	
590-0001	44.70	21.90	1.00	0.379



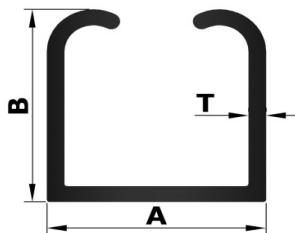
Section No.	Dimension in mm			Weight Kg/M.
	A	B	T	
590-0002	44.70	36.00	1.10	0.497



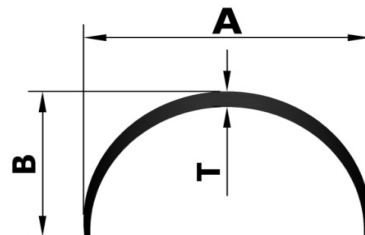
Section No.	Dimension in mm			Weight Kg/M.
	A	B	T	
590-0003	14.74	16.00	0.90	0.119



Section No.	Dimension in mm			Weight Kg/M.
	A	B	T	
590-0004	40.00	26.00	1.20	0.224

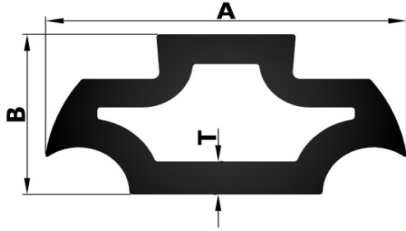


Section No.	Dimension in mm			Weight Kg/M.
	A	B	T	
590-0005	33.00	32.00	2.60	0.725



Section No.	Dimension in mm			Weight Kg/M.
	A	B	T	
590-0007	25.00	14.00	1.50	0.122

## MISC ARCHITECTURAL



Section No.	Dimension in mm			Weight Kg/M.
	A	B	T	
590-0008	49.60	24.35	5.00	1.384